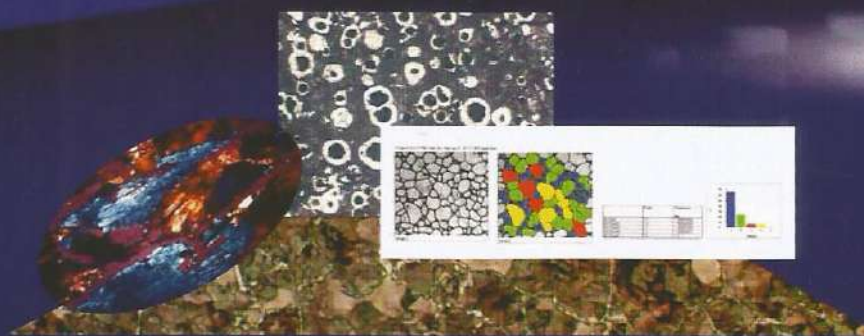



# Metavis Image Analysis System



Medimage - Digital Solution for optical Microscopy

## Metavis - Image Analysis System

**Metavis** is a complete Image Analysis System comprising of an Inverted Metallurgical Microscope, a High Resolution Digital Camera and an advanced and user friendly Image Analysis Software.

The digital camera is mounted on the inverted metallurgical microscope. The camera transfers the images to the computer. Once an image is acquired by the computer, it is processed and analyzed by our **MetImage Lx** Software.

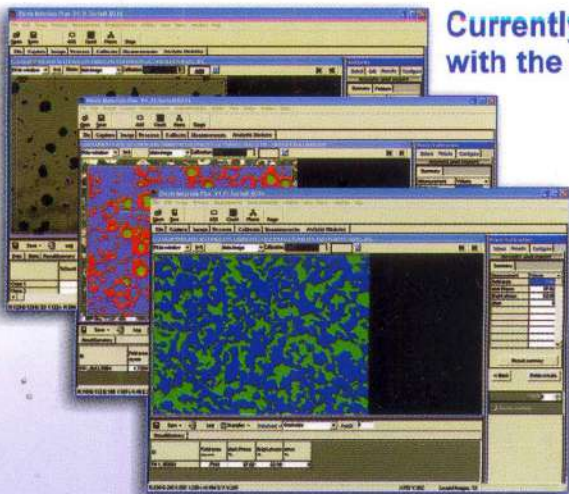
**Metavis** incorporates specialized hardware and software that allows you to rapidly scan one or several areas of the sample and perform several measurements. Tedious repetitive manual measurements are totally eliminated, greatly reducing operator fatigue and increasing sample throughput. Subjective analysis is reduced thereby increasing accuracy and repeatability.

The **MetImage Lx** Software has several powerful routines for enhancing, filtering and segmentation of the images. The software incorporates general purpose tools which can be used in a variety of ways to extract size, shape and stereological information from the sample.

In addition to the standard general purpose measurement tools, the system can be configured with application specific modules for the most common metallographic tasks. The software provides results and reports that conform to relevant Indian and international standards. Custom reports can also be generated complete with result tables and images by transferring data to Microsoft "Word" or "Excel".

The captured images can be analysed using macro facility available in **MetImage Lx** Software. This is particularly useful in determining Inclusion Rating in iron samples.

Based on the user feedback and keeping in view the latest developments in the field of image analysis and Metallography the **Metavis Image Analysis System** is being continuously upgraded for the benefit of its users.



Currently MetImage Lx software is configured with the following Application Specific Modules

Phase/Volume Fraction ASTM E562  
Grain Size ASTM E112  
Nodularity ASTM A247  
Graphite Flake Size ASTM A247  
Porosity ASTM B276  
Coating Thickness ASTM B487  
Decarburisation Depth ASTM E1077  
Banding ASTM E1268  
Dendritic Arm Spacing  
Inclusion Rating ASTM E45/E1122

 Metavis

Medimage Technologies Pvt. Ltd.  
3A, Type II, I.E., Kukatpally, Hyderabad (A.P)  
India - 500 072  
Ph: 91-040-23075680  
Fax: 91-040-23077104, 91-040-23070848  
www.metavis.com, info@metavis.com

Marketed by: